



Kilovac K41P *Make & Break Load Switching*



Features:

- Fast, 6 millisecond operate time
- Vacuum dielectric for power switching low current loads
- Latching actuator for low power consumption
- Ideal for frequency agile communication systems
- Meets requirements of MIL-R-83725
- QPL version available, M83725/24

Kilovac K41R *Make & Break Load Switching*



Features:

- Latching actuator for low power consumption
- Vacuum dielectric for power switching low current loads
- Meets requirements of MIL-R-83725
- Latching version of K41C

PRODUCT SPECIFICATIONS

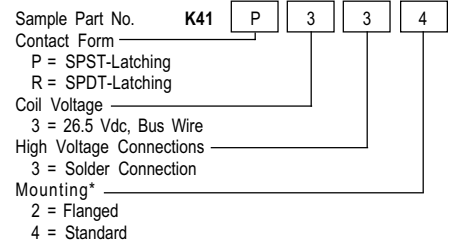
Part Number	Unit	K41P	K41R
Contact Arrangement		SPST-Latching	SPDT-Latching
Contact Form		P	R
Test Voltage (dc or 60Hz)	kV Peak	6	6
Rated Operating Voltage	kV Peak		
dc or 60 Hz		5	5
2.5 MHz		4.5	4.0
16 MHz		3.5	3.2
32 MHz		2.8	2.5
Continuous Carry Current , Maximum	Amps		
dc or 60 Hz		25	25
2.5 MHz		20	20
16 MHz		13	13
32 MHz		10	10
Coil Hi-Pot (V RMS, 60 Hz)		500	500
Contact Capacitance	pF		
Between Open Contacts		1.2	1.6
Open Contacts to Ground		1.2	1.6
Contact Resistance, Maximum	Ohms	0.02	0.02
Operate Time, Maximum	ms	6	6
Release Time, Maximum	ms	NA	NA
Shock, 11 ms 1/2 Sine	G's Peak	50	30
Vibration, 10 G's Peak	Hz	55-2000	55-2000
Operating Ambient Temperature Range	°C	-55 to +125	-55 to +125
Mechanical Life (Operations x 10 ⁶)	cycles	1	1
Weight, Nominal	oz	1	1

COIL DATA

Nominal, Volts dc	26.5
Reset & Latch, Volts dc, Max.	16
Drop-Out, Volts dc	N.A.
Coil Resistance (Ohms ±10%)	80

Ratings listed are for 25°C, sea level conditions

PART NUMBER SELECTION



* See page 58 for mounting methods