

## Precision High Voltage Resistor Series OSX/SSX/SOX

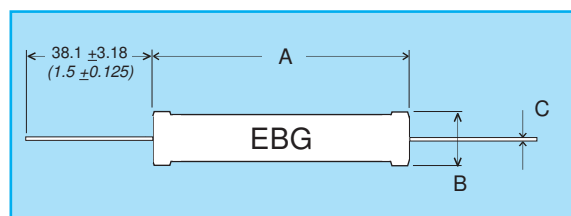
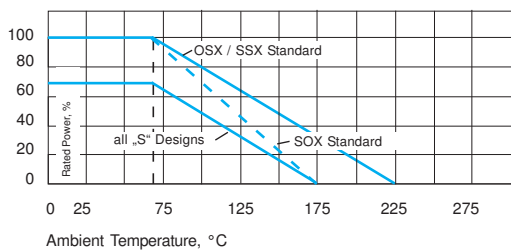
Power and Precision High Voltage Resistors, TC of 100ppm/°C and wide Ohmic Range (300Ω-10GΩ)

EBG offers the OSX/SSX/SOX series to meet general set of requirements at economical prices. This product is available with a silicone or epoxy coating and has a wide range of tolerances and temperature coefficients of resistance available.

A summary of the features of the OSX/SSX/SOX series are:

- Silicone coating for ambient temperatures up to 225°C
- Epoxy coating for excellent humidity protection available under the name SOX
- Resistance tolerances offered from ±0.1% to ±10%
- Temperature coefficients: ±100ppm/°C to ±250ppm/°C
- Standard temperature coefficient: ±100ppm/°C
- Power Ratings up to 19.4 Watts
- 16 Models with Voltage Ratings from 5 KV to 60 KV
- Load Life Stability of 0.50% per 1,000 hours
- Resistance Range from 300Ω to 10GΩ.
- Full encapsulation over the entire resistor length.


All SSX-Types are also available with **M4 or 6/32** screw end caps.



\*\* Our resistors are designed for operation in air and not aggressive atmospheres. For special applications (i.e. oil, casting, moulding, SF<sub>6</sub>, etc.) please contact your nearest EBG representative.

### Specifications:

- Resistance Tolerance: ±1%, ±2%, ±5% or ±10% (tolerance to ±0.1%, ±0.25%, ±0.5% on special request \*)
- Temperature Coefficient: Standard 100ppm/°C referenced to 25°C, ΔR taken at 0°C and +70°C, other TCR on request.
- Load Life: 1,000 hours at rated power at 70°C, ΔR, 0.50% max.
- Thermal Shock: MIL-Std-202, Method 107, Cond. A, ΔR 0.20% max.
- Moisture Resistance: MIL-Std-202, Method 106, ΔR, 0.40 max.
- Encapsulation: Silicone or epoxy coating over the whole element
- Lead Material: O.F.H.C. Copper, tin plated



\* In case you need very close tolerances (± 0.1% to ±0.5%) we suggest not to use the full power rating but rather choose the next larger size in order to achieve ultimate stability. For details please contact your nearest EBG representative.

Model No.	Watt-age at 70°C	Max. Cont. Oper. KV	Max. KV *S**	Resistance		Dimensions in millimeters			Dimensions in inches		
				Min. Ω	Max. Ω	A ±0.50 ±0.02	B ±0.50 ±0.02	C ±0.05 ±0.002			
OSX 10	0.80	1.5	1.9	100	1G	10.80	4.00	0.60	0.425	0.157	0.024
OSX 13	1.00	1.5	1.9	100	5G	13.40	4.00	0.60	0.528	0.157	0.024
OSX 20	1.50	3.0	3.7	100	10G	19.70	4.00	0.60	0.776	0.157	0.024
OSX 26	1.95	4.0	5.0	100	10G	26.00	4.00	0.60	1.024	0.157	0.024
OSX 30	2.30	6.0	7.5	100	10G	32.40	4.00	0.60	1.276	0.157	0.024
OSX 39	3.10	6.0	7.5	100	10G	39.40	4.00	0.60	1.551	0.157	0.024
SOX 20	1.20	5.0	6.2	300	10G	21.30	8.60	1.00	0.839	0.339	0.040
SOX 26	1.60	7.5	9.4	450	10G	27.50	8.60	1.00	1.083	0.339	0.040
SOX 39	2.50	11.0	13.8	500	10G	40.20	8.60	1.00	1.583	0.339	0.040
SOX 52	3.40	16.0	20.0	400	10G	52.50	8.60	1.00	2.067	0.339	0.040
SOX 78	5.00	24.0	30.0	600	10G	78.70	8.60	1.00	3.098	0.339	0.040
SOX 103	6.50	32.0	40.0	800	10G	104.10	8.60	1.00	4.098	0.339	0.040
SOX 124	8.20	40.0	50.0	1M	10G	124.20	8.60	1.00	4.890	0.339	0.040
SOX 154	10.60	48.0	60.0	1M	10G	154.50	8.60	1.00	6.083	0.339	0.040
SSX 20	2.30	5.0	6.2	600	10G	20.20	8.20	1.00	0.795	0.323	0.040
SSX 26	3.90	7.5	9.4	600	10G	27.20	8.20	1.00	1.071	0.323	0.040
SSX 32	4.20	8.5	11.0	550	10G	33.00	8.20	1.00	1.299	0.323	0.040
SSX 39	4.60	11.0	13.8	500	10G	39.50	8.20	1.00	1.555	0.323	0.040
SSX 52	7.80	16.0	20.0	400	10G	52.00	8.20	1.00	2.047	0.323	0.040
SSX 78	11.70	24.0	30.0	600	10G	77.60	8.20	1.00	3.055	0.323	0.040
SSX 103	12.50	32.0	40.0	800	10G	103.20	8.20	1.00	4.063	0.323	0.040
SSX 124	15.50	40.0	50.0	1M	10G	123.70	8.20	1.00	4.870	0.323	0.040
SSX 154	19.40	48.0	60.0	1M	10G	153.70	8.20	1.00	6.051	0.323	0.040

In the above spec sheet, you will find our standard product, please contact your local manufacturing representative or call us direct to find out details of other options available regarding this style. Please see our website for the most updated information!