

**High Voltage Ceramic Capacitors (250V-6.3kV)**

(Part Number) **DE B B3 3A 102 K N2 A**  
① ② ③ ④ ⑤ ⑥ ⑦ ⑧ ⑨

**① Product ID**

Product ID	
<b>DE</b>	High Voltage Ceramic Capacitors (250V - 6.3kV) / Safety Standard Certified Ceramic Capacitors

**② Series Category**

Code	Outline	Contents
<b>A</b>	High Voltage	Class 1 (char. SL) DC1-3.15kV Rated
<b>B</b>		Class 2 DC1-3.15kV Rated
<b>C</b>		Class 1, 2 DC6.3kV Rated
<b>H</b>		High Temperature Guaranteed, Low-dissipation Factor (char. R, C)
<b>S</b>		High Temperature Guaranteed, Low-dissipation Factor (char. D)
<b>F</b>		LCD Backlight Inverter Circuit/6.3kVp-p

First three digits (①Product ID and ②Series Category) express "Series Name".

**③ Temperature Characteristics**

Code	Temperature Characteristics	Cap. Change or Temp. Coeff.	Temperature Range
<b>B3</b>	B	±10%	-25 to +85°C
<b>E3</b>	E	+20%, -55%	
<b>F3</b>	F	+30%, -80%	
<b>C3</b>	C	±20%	-25 to +85°C
		+15%, -30%	+85 to +125°C
<b>R3</b>	R	±15%	-25 to +85°C
		+15%, -30%	+85 to +125°C
<b>D3</b>	D	+20%, -30%	-25 to +125°C
<b>1X</b>	SL	+350 to -1000ppm/°C	+20 to +85°C
<b>2C</b>	CH	0±60ppm/°C	+20 to +85°C

**④ Rated Voltage**

Code	Rated Voltage
<b>2E</b>	DC250V
<b>2H</b>	DC500V
<b>3A</b>	DC1kV
<b>3D</b>	DC2kV
<b>3F</b>	DC3.15kV
<b>3J</b>	DC6.3kV
<b>LH</b>	6.3kVp-p

**⑤ Capacitance**

Expressed by three figures. The unit is pico-farad (pF). The first and second figures are significant digits, and the third figure expresses the number of zeros which follow the two numbers.

**⑥ Capacitance Tolerance**

Code	Capacitance Tolerance
<b>C</b>	±0.25pF
<b>D</b>	±0.5pF
<b>J</b>	±5%
<b>K</b>	±10%
<b>Z</b>	+80%, -20%

**⑦ Lead Style**

Code	Lead Style	Dimensions(mm)		
		Lead Spacing	Lead Diameter	Pitch of Components
<b>A2</b>	Vertical Crimp Long	5	ø0.6±0.05	-
<b>A3</b>		7.5		
<b>A4</b>		10		
<b>B2/J2</b>	Vertical Crimp Short	5	ø0.6±0.05	-
<b>B3/J3</b>		7.5		
<b>B4</b>		10		
<b>C1</b>	Straight Long	5	ø0.5±0.05	-
<b>C3</b>		7.5	ø0.6±0.05	
<b>C4</b>		10	ø0.5±0.05	
<b>CD</b>		7.5	ø0.5±0.05	
<b>D1</b>	Straight Short	5	ø0.5±0.05	-
<b>D3</b>		7.5	ø0.6±0.05	
<b>DD</b>		7.5	ø0.5±0.05	
<b>N2</b>	Vertical Crimp Taping	5	ø0.6±0.05	12.7
<b>N3</b>		7.5		15
<b>N7</b>		7.5		30
<b>P2</b>	Straight Taping	5	ø0.6±0.05	12.7
<b>P3</b>		7.5		15

**⑧ Packaging**

Code	Packaging
<b>A</b>	Ammo Pack
<b>B</b>	Bulk

**⑨ Individual Specification Code**

In case part number cannot be identified without "Individual Specification", it is added at the end of part number. Expressed by three-digit alphanumerics.

● High Dielectric Constant Type, F/Y5V Characteristics

Part Number	TC	Rated Voltage (Vdc)	Capacitance	Dimensions LxW (mm)	Dimension T (mm)	Lead Space F (mm)	Lead Style Code Bulk	Lead Style Code Taping (1)	Lead Style Code Taping (2)
RDEF11H103Z0□□C01□	F	50	10000pF +80/-20%	5.0 x 3.5	2.5	2.5	P1	S1	-
RDEF11H103Z0□□C01□	F	50	10000pF +80/-20%	4.0 x 3.5	2.5	5.0	K1	M1	-
RDEF11H223Z0□□C01□	F	50	22000pF +80/-20%	5.0 x 3.5	2.5	2.5	P1	S1	-
RDEF11H223Z0□□C01□	F	50	22000pF +80/-20%	4.0 x 3.5	2.5	5.0	K1	M1	-
RDEF11H473Z0□□C01□	F	50	47000pF +80/-20%	5.0 x 3.5	2.5	2.5	P1	S1	-
RDEF11H473Z0□□C01□	F	50	47000pF +80/-20%	4.0 x 3.5	2.5	5.0	K1	M1	-
RDEF11H104Z0□□C01□	F	50	0.10μF +80/-20%	5.0 x 3.5	2.5	2.5	P1	S1	-
RDEF11H104Z0□□C01□	F	50	0.10μF +80/-20%	4.0 x 3.5	2.5	5.0	K1	M1	-
RDEF51H103Z0□□C03□	Y5V	50	10000pF +80/-20%	5.0 x 3.5	2.5	2.5	P1	S1	-
RDEF51H103Z0□□C03□	Y5V	50	10000pF +80/-20%	4.0 x 3.5	2.5	5.0	K1	M1	-
RDEF51H223Z0□□C03□	Y5V	50	22000pF +80/-20%	5.0 x 3.5	2.5	2.5	P1	S1	-
RDEF51H223Z0□□C03□	Y5V	50	22000pF +80/-20%	4.0 x 3.5	2.5	5.0	K1	M1	-
RDEF51H473Z0□□C03□	Y5V	50	47000pF +80/-20%	5.0 x 3.5	2.5	2.5	P1	S1	-
RDEF51H473Z0□□C03□	Y5V	50	47000pF +80/-20%	4.0 x 3.5	2.5	5.0	K1	M1	-
RDEF51H104Z0□□C03□	Y5V	50	0.10μF +80/-20%	5.0 x 3.5	2.5	2.5	P1	S1	-
RDEF51H104Z0□□C03□	Y5V	50	0.10μF +80/-20%	4.0 x 3.5	2.5	5.0	K1	M1	-

Two blank columns are filled with the lead style code. Please refer to the 3 columns on the right for the appropriate code.

The last blank column is filled with the packaging code. (B: bulk, A: ammo pack)

Operating Temperature Range: -25 to +85deg. (F Char.), -30 to +85deg. (Y5V Char.)

# Disc Ceramic Capacitors

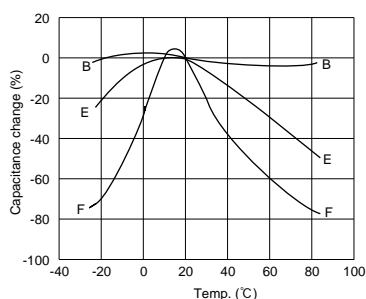
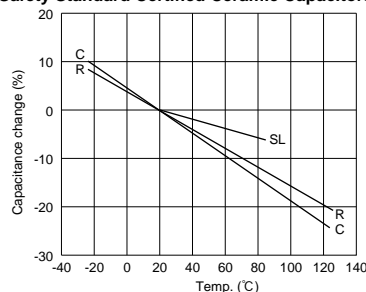
1  
Capacitors

● Disc Ceramic Capacitors

Description	Series	Rated Voltage	Temp. Char.	Capacitance Range (pF)																	
				1	3	5	10	30	50	100	300	500	1000	3000	5000	10000	30000	50000	100000	300000	500000
High Voltage Ceramic Capacitors	DES DEB DEC DEA DEH	DC250V to 6.3kV	SL	5 to 560																	
			D	100 to 4700																	
			B	100 to 6800																	
			R	150 to 10000																	
			C	330 to 4700																	
			E	1000 to 10000																	
			F	1000 to 10000																	
			DEF	6.3kVp-p	CH	2 to 10															
			SL	10 to 47																	
			Safety Standard Certified Ceramic Capacitors	KY KH KX DEJ	AC250V(r.m.s.)	SL	10 to 68														
B	100 to 680																				
E	1000 to 4700																				
F	4700 to 10000																				
DEF	2 to 10																				

● Typical Examples of Temperature Characteristics

● High Voltage Ceramic Capacitors/  
Safety Standard Certified Ceramic Capacitors

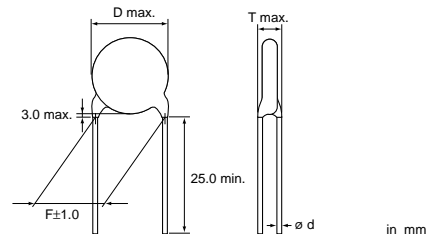
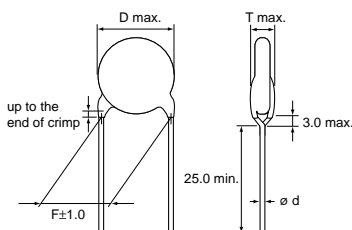


## High Voltage Ceramic Capacitors (250V-6.3kV)

### DEB Series

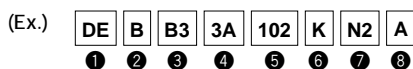
Vertical Crimp Long type  
(Lead Code: A\*)

Straight Long type  
(Lead Code: C\*)



Operating Temp. Range -25°C to +85°C

● Part number configuration (Please see page 24 for details)



△Note • This PDF catalog is downloaded from the website of Murata Manufacturing co., Ltd. Therefore, its specifications are subject to change or our products in it may be discontinued without advance notice. Please check with our sales representatives or product engineers before ordering.  
• This PDF catalog has only typical specifications because there is no space for detailed specifications. Therefore, please approve our product specifications or transact the approval sheet for product specifications before ordering.

Part Number	DC Rated Volt. (V)	Temp. Char. / ⑤ Capacitance Range (pF)			⑦ Lead Code and ⑧ Packaging Code		Dimensions (mm)						
		B	E	F	Bulk	Taping	D	F	T	ød			
Char. B : DEBB33A□□□K□□□ ⑤ ⑦ ⑧  Char. E : DEBE33A□□□Z□□□ ⑤ ⑦ ⑧  Char. F : DEBF33A□□□Z□□□ ⑤ ⑦ ⑧	1k	100 to 330	—	—	C1B	P2A	4.5	5	4	0.6±0.05	0.5±0.05 <sup>1)</sup>		
		470	1000	—			5						
		680, 1000	—	2200	A2B	N2A	6						
		—	2200	4700			7						
		1500	—	—			8						
		2200	4700	—			9						
		3300	—	10000			10						
		4700	—	—			12						
		—	10000	—	A3B	N3A	13				7.5		
		6800	—	—			N7A					15	
		Char. B : DEBB33D□□□K□□□ ⑤ ⑦ ⑧  Char. E : DEBE33D□□□Z□□□ ⑤ ⑦ ⑧  Char. F : DEBF33D□□□Z□□□ ⑤ ⑦ ⑧	2k	100 to 220	—	—	C1B	P2A	4.5	5	5	0.6±0.05	0.5±0.05 <sup>1)</sup>
				330	—	1000			5				
470	1000			—	A2B	N2A	6						
680	—			2200			7						
1000	2200			—			8						
1500	—			4700			9						
2200	—			—			10						
—	4700			—			11						
3300	—			10000	A3B	N3A	12	7.5					
4700	—			—			N7A		15				
—	10000			—			16						
Char. B : DEBB33F□□□K□□□ ⑤ ⑦ ⑧  Char. E : DEBE33F□□□Z□□□ ⑤ ⑦ ⑧	3.15k			100 to 220	—	—	CDB	P3A	5	7.5	6	0.6±0.05	0.5±0.05 <sup>1)</sup>
		330	—	—	6								
		470	1000	—	C3B	P3A	7						
		680	—	—			8						
		1000	—	—	A3B	N3A	9						
		—	2200	—			10						
		1500	—	—			11						
		2200	4700	—			13						
		3300	—	—			15						
		—	—	—			N7A	15					
		Capacitance Tolerance		K	Z	Z	—						
		Capacitance Step		E6	E3	E3	—						

1)0.6±0.05mm for Lead Code P2 and P3.

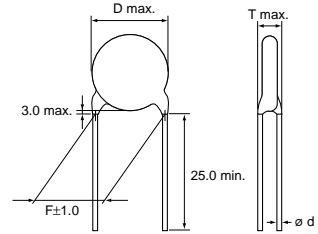
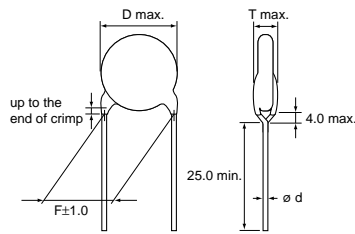
# High Voltage Ceramic Capacitors (250V-6.3kV)

DEC Series

1  
Capacitors

Vertical Crimp Long type  
(Lead Code: A\*)

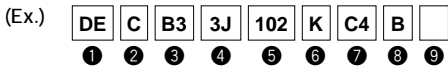
Straight Long type  
(Lead Code: C\*)



in mm

Operating Temp. Range -25°C to +85°C

●Part number configuration (Please see page 24 for details)



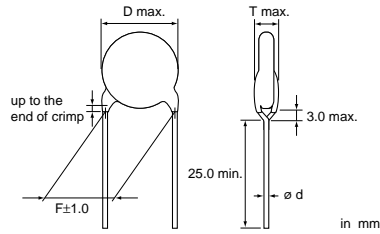
Part Number	Temp. Char.	DC Rated Volt. (V)	Cap. (pF)	Cap. Tol.	Dimensions (mm)							
					D	F	T	ød				
DEC1X3J100JA3BMS1	SL	6.3k	10	±5%	7	7.5	7	0.6±0.05				
DEC1X3J100JC4BMS1						10						
DEC1X3J120JA3B			8		7.5							
DEC1X3J120JC4B					10							
DEC1X3J150JA3B			9		7.5							
DEC1X3J150JC4B					10							
DEC1X3J180JA3B			10		7.5							
DEC1X3J180JC4B					10							
DEC1X3J220JA3B			11		7.5							
DEC1X3J220JC4B					10							
DEC1X3J270JA3B			12		7.5							
DEC1X3J270JC4B					10							
DEC1X3J330JA3B			13		7.5							
DEC1X3J330JC4B					10							
DEC1X3J390JA3B			14		7.5							
DEC1X3J390JC4B					10							
DEC1X3J470JA3B			15		7.5							
DEC1X3J470JC4B					10							
DEC1X3J560JC4B			16		56							
DEC1X3J680JC4B					68							
DEC1X3J820JC4B			17		82							
DEC1X3J101JC4B					100							
DEC1X3J121JC4B			18		120							
DEC1X3J151JC4B					150							
DECB33J101KC4B			B		100	±10%			9	10	7	0.6±0.05
DECB33J151KC4B					150							
DECB33J221KC4B					220							
DECB33J331KC4B					330							
DECB33J471KC4B	470											
DECB33J681KC4B	680											
DECB33J102KC4B	1000											
DECE33J102ZC4B	E	1000		+80% -20%	11		10	7				
DECE33J222ZC4B		2200	15									

# High Voltage Ceramic Capacitors (250V-6.3kV)

DES Series

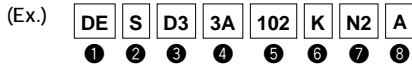


Vertical Crimp Long type  
(Lead Code: A\*)



Operating Temp. Range -25°C to +125°C

●Part number configuration (Please see page 24 for details)



Part Number	DC Rated Volt. (V)	Cap. (pF)	Cap. Tol. (%)	⑦Lead Code and ⑧Packaging Code		Dimensions (mm)			
				Bulk	Taping	D	F	T	ød
DESD32H101K□□□	500	100	±10	A2B	N2A	6	5	4	0.6±0.05
DESD32H151K□□□		150							
DESD32H221K□□□		220							
DESD32H331K□□□		330							
DESD32H471K□□□		470							
DESD32H681K□□□		680							
DESD32H102K□□□		1000							
DESD32H152K□□□		1500							
DESD32H222K□□□		2200							
DESD32H332K□□□		3300							
DESD32H472K□□□		4700							
DESD32H682K□□□		6800							
DESD33A101K□□□	1k	100	±10	A2B	N2A	6	5	4.5	
DESD33A151K□□□		150							
DESD33A221K□□□		220							
DESD33A331K□□□		330							
DESD33A471K□□□		470							
DESD33A681K□□□		680							
DESD33A102K□□□		1000							
DESD33A152K□□□		1500							
DESD33A222K□□□		2200							
DESD33A332K□□□		3300							
DESD33A472K□□□		4700							
DESD33A682K□□□		6800							
DESD33A103K□□□	10000								
DESD33A153K□□□	15000								
DESD33A223K□□□	22000								
DESD33A333K□□□	33000								
DESD33A473K□□□	47000								
DESD33A683K□□□	68000								
DESD33A104K□□□	100000								
DESD33A154K□□□	150000								
DESD33A224K□□□	220000								
DESD33A334K□□□	330000								
DESD33A474K□□□	470000								
DESD33A684K□□□	680000								
DESD33A105K□□□	1000000								
DESD33A155K□□□	1500000								
DESD33A225K□□□	2200000								
DESD33A335K□□□	3300000								
DESD33A475K□□□	4700000								
DESD33A685K□□□	6800000								
DESD33A106K□□□	10000000								
DESD33A156K□□□	15000000								
DESD33A226K□□□	22000000								
DESD33A336K□□□	33000000								
DESD33A476K□□□	47000000								
DESD33A686K□□□	68000000								
DESD33A107K□□□	100000000								
DESD33A157K□□□	150000000								
DESD33A227K□□□	220000000								
DESD33A337K□□□	330000000								
DESD33A477K□□□	470000000								
DESD33A687K□□□	680000000								
DESD33A108K□□□	1000000000								
DESD33A158K□□□	1500000000								
DESD33A228K□□□	2200000000								
DESD33A338K□□□	3300000000								
DESD33A478K□□□	4700000000								
DESD33A688K□□□	6800000000								
DESD33A109K□□□	10000000000								
DESD33A159K□□□	15000000000								
DESD33A229K□□□	22000000000								
DESD33A339K□□□	33000000000								
DESD33A479K□□□	47000000000								
DESD33A689K□□□	68000000000								
DESD33A1010K□□□	100000000000								
DESD33A1510K□□□	150000000000								
DESD33A2210K□□□	220000000000								
DESD33A3310K□□□	330000000000								
DESD33A4710K□□□	470000000000								
DESD33A6810K□□□	680000000000								
DESD33A1011K□□□	1000000000000								
DESD33A1511K□□□	1500000000000								
DESD33A2211K□□□	2200000000000								
DESD33A3311K□□□	3300000000000								
DESD33A4711K□□□	4700000000000								
DESD33A6811K□□□	6800000000000								
DESD33A1012K□□□	10000000000000								
DESD33A1512K□□□	15000000000000								
DESD33A2212K□□□	22000000000000								
DESD33A3312K□□□	33000000000000								
DESD33A4712K□□□	47000000000000								
DESD33A6812K□□□	68000000000000								
DESD33A1013K□□□	100000000000000								
DESD33A1513K□□□	150000000000000								
DESD33A2213K□□□	220000000000000								
DESD33A3313K□□□	330000000000000								
DESD33A4713K□□□	470000000000000								
DESD33A6813K□□□	680000000000000								
DESD33A1014K□□□	1000000000000000								
DESD33A1514K□□□	1500000000000000								
DESD33A2214K□□□	2200000000000000								
DESD33A3314K□□□	3300000000000000								
DESD33A4714K□□□	4700000000000000								
DESD33A6814K□□□	6800000000000000								
DESD33A1015K□□□	10000000000000000								
DESD33A1515K□□□	15000000000000000								
DESD33A2215K□□□	22000000000000000								
DESD33A3315K□□□	33000000000000000								
DESD33A4715K□□□	47000000000000000								
DESD33A6815K□□□	68000000000000000								
DESD33A1016K□□□	100000000000000000								
DESD33A1516K□□□	150000000000000000								
DESD33A2216K□□□	220000000000000000								
DESD33A3316K□□□	330000000000000000								
DESD33A4716K□□□	470000000000000000								
DESD33A6816K□□□	680000000000000000								
DESD33A1017K□□□	1000000000000000000								
DESD33A1517K□□□	1500000000000000000								
DESD33A2217K□□□	2200000000000000000								
DESD33A3317K□□□	3300000000000000000								
DESD33A4717K□□□	4700000000000000000								
DESD33A6817K□□□	6800000000000000000								
DESD33A1018K□□□	10000000000000000000								
DESD33A1518K□□□	15000000000000000000								
DESD33A2218K□□□	22000000000000000000								
DESD33A3318K□□□	33000000000000000000								
DESD33A4718K□□□	47000000000000000000								
DESD33A6818K□□□	68000000000000000000								
DESD33A1019K□□□	100000000000000000000								
DESD33A1519K□□□	150000000000000000000								
DESD33A2219K□□□	220000000000000000000								
DESD33A3319K□□□	330000000000000000000								
DESD33A4719K□□□	470000000000000000000								
DESD33A6819K□□□	680000000000000000000								
DESD33A1020K□□□	1000000000000000000000								
DESD33A1520K□□□	1500000000000000000000								
DESD33A2220K□□□	2200000000000000000000								
DESD33A3320K□□□	3300000000000000000000								
DESD33A4720K□□□	4700000000000000000000								
DESD33A6820K□□□	6800000000000000000000								

Three blank columns are filled with Lead Code and Packaging Code.

△Note • This PDF catalog is downloaded from the website of Murata Manufacturing co., Ltd. Therefore, it's specifications are subject to change or our products in it may be discontinued without advance notice. Please check with our sales representatives or product engineers before ordering.  
• This PDF catalog has only typical specifications because there is no space for detailed specifications. Therefore, please approve our product specifications or transact the approval sheet for product specifications before ordering.

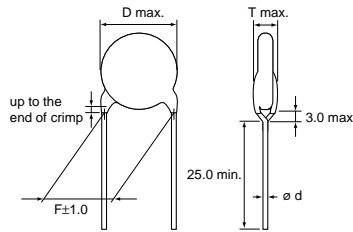
# High Voltage Ceramic Capacitors (250V-6.3kV)

## DEA/DEH Series

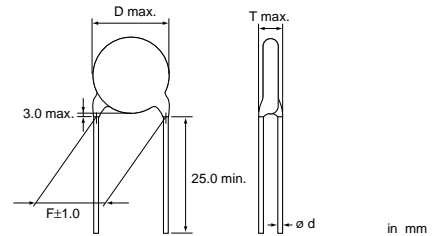
1  
Capacitors



Vertical Crimp Long type  
(Lead Code: A\*)



Straight Long type  
(Lead Code: C\*)



Operating Temp. Range -25°C to +125°C

●Part number configuration (Please see page 24 for details)

(Ex.) 

DE	H	R3	3A	102	K	N2	A
1	2	3	4	5	6	7	8

Part Number	DC Rated Volt. (V)	Temp. Char./⑤ Capacitance Range (pF)			⑦ Lead Code and ⑧ Packaging Code		Dimensions (mm)			
		SL (DEA Series)	R (DEH Series)	C (DEH Series)	Bulk	Taping	D	F	T	ød
Char. R : DEHR32E□□□K□□□ ⑤ ⑦ ⑧	250	---	220 to 1000	---	A2B	N2A	6	5	4	0.6±0.05
		---	1500	---						
		---	2200	---						
		---	3300	---						
		---	4700	---						
		---	6800, 10000	---						
Char. C : DEHC32H□□□K□□□ ⑤ ⑦ ⑧	500	---	---	330, 470	A2B	N2A	6	5	4	0.6±0.05
		---	---	680						
		---	---	1000						
		---	---	1500						
		---	---	2200						
		---	---	3300						
		---	---	4700						
Char. SL : DEA1X3A□□□J□□□ ⑤ ⑦ ⑧  Char. R : DEHR33A□□□K□□□ ⑤ ⑦ ⑧	1k	10 to 47	----	---	C1B	P2A	4.5	5	4	0.5±0.05 <sup>1)</sup>
		56, 68	---	---						
		82 to 120	---	---	A2B	N2A	6	5	4.5 <sup>2)</sup>	0.6±0.05
		150, 180	220 to 470	---						
		220	680	---						
		270	1000	---						
		330, 390	---	---						
		470	1500	---						
		560	---	---						
		---	2200	---						
		---	3300	---						
		---	4700	---						
					A3B	N3A	12	7.5		
				N7A	13					
					15					
					17					

Continued on the following page.

Continued from the preceding page.

Part Number	DC Rated Volt. (V)	Temp. Char./⑤ Capacitance Range (pF)			⑦ Lead Code and ⑧ Packaging Code		Dimensions (mm)								
		SL (DEA Series)	R (DEH Series)	C (DEH Series)	Bulk	Taping	D	F	T	ød					
Char. SL : DEA1X3D□□□J□□□ ⑤ ⑦ ⑧ Char. R : DEHR33D□□□K□□□ ⑤ ⑦ ⑧	2k	10 to 33	---	---	C1B	P2A	4.5	5	5	0.5±0.05 <sup>1)</sup>					
		39	---	---			5								
		47 to 68	---	---	A2B	N2A	6								
		82, 100	---	---			7								
		120, 150	---	---			8								
		180	---	---			9								
		220	---	---			10								
		270	---	---			11								
		---	220, 270	---	C3B	P3A	7								
		---	330, 390	---			8								
		---	470, 560	---	A3B	N3A	9								
		---	680	---			10								
		---	820	---			11								
		330	1000 to 1500	---			12								
		390	---	---			13								
		470	1800	---			N7A	14							
		560	2200	---				15							
		---	2700	---				17							
		---	3300	---				19							
		---	3900	---			A4B	---	20						
---	4700	---	21												
Char. SL : DEA1X3F□□□J□□□ ⑤ ⑦ ⑧ Char. R : DEHR33F□□□K□□□ ⑤ ⑦ ⑧	3.15k	10 to 22	---	---	CDB	P3A	5	7.5	6	0.6±0.05 <sup>1)</sup>					
		27 to 39	---	---			C3B				P3A	6			
		47, 56	150 to 270	---	A3B	N3A						7			
		68, 82	330	---			8								
		100	390	---			9								
		120	470, 560	---			10								
		150, 180	680	---			11								
		220	820	---			12								
		---	1000	---			13								
		270	1200	---			N7A				14				
		330	1500	---							15				
		390	1800	---							16				
		---	2200	---	17										
		---	2700	---	A4B	---	19				10				
		Capacitance Tolerance		J	K	K	---								
		Capacitance Step		E12	E6 (250V to 1kV) E12 (2kV, 3.15kV)		---								

1) 0.6±0.05 mm for Lead Code P2 and P3.  
2) 4mm for Characteristics SL.

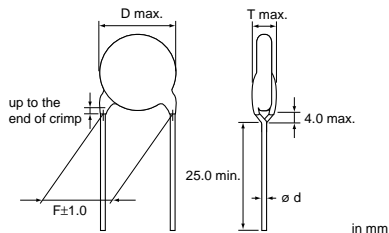


# High Voltage Ceramic Capacitors (6.3kVp-p)

DEF Series (LCD Backlight Inverter Circuit)

1  
Capacitors

Vertical Crimp Long type  
(Lead Code: A\*)



Operating Temp. Range -25°C to +105°C

● Part number configuration (Please see page 24 for details)



Part Number	Rated Volt. (Vp-p)	Cap. (pF)	Cap. Tol.	⑦Lead Code and ⑧Packaging Code		Dimensions (mm)			
				Bulk	Taping	D	F	T	ød
DEF2CLH020C□□□	6.3k	2	±0.25pF	A3B	N3A	7	7.5	6	0.6±0.05
DEF2CLH030C□□□		3							
DEF2CLH040C□□□		4							
DEF2CLH050D□□□		5	±0.5pF			8			
DEF2CLH060D□□□		6							
DEF2CLH070D□□□		7							
DEF2CLH080D□□□		8	±5%			7			
DEF2CLH090D□□□		9							
DEF2CLH100J□□□		10							
DEF1XLH100J□□□		10							
DEF1XLH120J□□□		12							
DEF1XLH150J□□□		15							
DEF1XLH180J□□□		18							
DEF1XLH220J□□□		22	8						
DEF1XLH270J□□□		27							
DEF1XLH330J□□□		33							
DEF1XLH390J□□□		39	9						
DEF1XLH470J□□□		47							

Three blank columns are filled with Lead Code and Packaging Code.