



200 °C High Temperature High Voltage Rectifier Diodes

- Exceptional high temperature Stability up to 200 °C
- Exceptionally low leakage
- Small size
- 3 KV PRV



Our proprietary diffusion and passivation process provides this unusual stability and no leakage drift at these elevated temperatures. All diodes are subjected to 10 test temperature cycles from -55°C to +200°C.

EDI TYPE NO.	PEAK REVERSE VOL TAGE	DIMENSIONS
HTD 3	3,000V	See Fig.3

ELECTRICAL CHARACTERISTICS (at TA=25 °C Unless Otherwise Specified)

Average Rectified Forward Current, @ 50 °C Io	50 mA
Average Rectified Forward Current, @ 200 °C Io	1 mA
Max. DC Reverse Current @ PRV @ 25°C, IR	0.1 µA
Max. DC Reverse Current @ PRV @ 200°C, IR (See Note:1)	30µA max 18 µA typical
Max. Forward Voltage Drop at 25°C and 10mA ,VF (Volts)	25 V
Forward Stability Tj 200 °C	See Note 2
Ambient Operating Temperature Range	-55 °C to+200 °C
Storage Temperature Range, T	-55 °C to+200 °C

Note1 IR at 200°C readings are taken in oil after voltage has been applied to device for 5 minutes.

Note 2 All diodes are hot forward swept for forward stability to maximum temperature of 200°C on dynamic display on curve trace oscilloscope.

EDI reserves the right to change these specifications at any time without notice.

FIG.1  
OUTPUT CURRENT vs AMBIENT TEMPERATURE

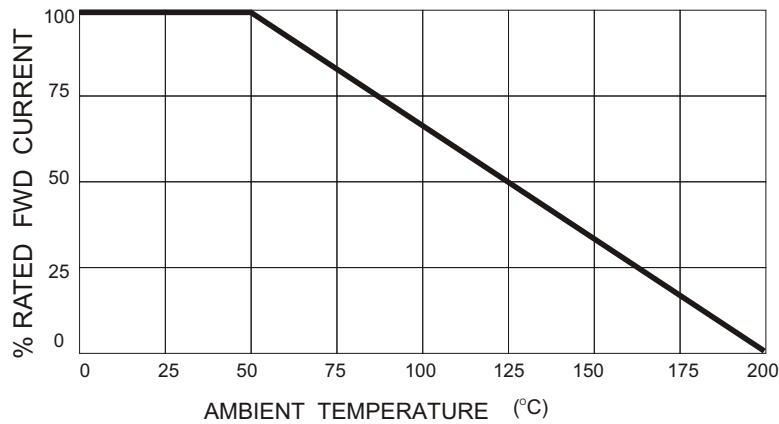
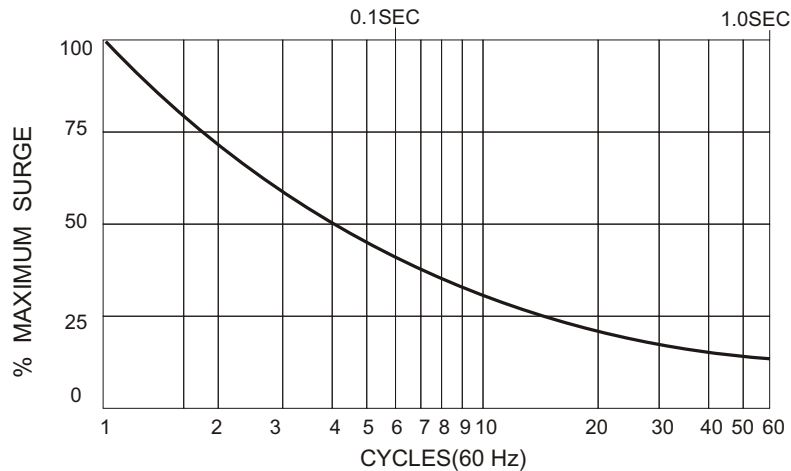
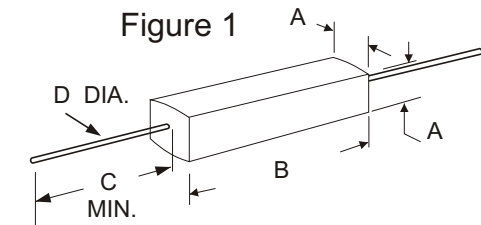


FIG.2  
NON-REPETITIVE SURGE CURRENT



## MECHANICAL DIMENSIONS



Longer leads available. Consult factory .

	DIMENSIONS			
	INCHES		MILLMETERS	
	Min.	Max.	Min.	Max.
A	.095	.125	2.41	3.17
B	.380	.420	9.65	10.66
C	.500	-	10.27	-
D	.016	.020	0.40	0.51

Maximum lead and terminal temperature for soldering, 3/8 inch from case, 5 seconds at 250 °C.